

Energy Balance 2021

Ministerio de Industria, Energía y Minería
BEN
 BALANCE ENERGÉTICO NACIONAL DEL URUGUAY

República Oriental del Uruguay
 Ministry of Industry, Energy and Mining
 National Energy Directorate



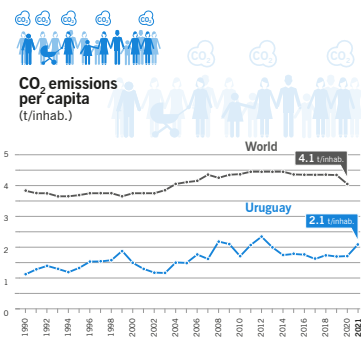
Total final consumption/GDP
83 toe/millions US\$

Final energy consumption per capita
1,389 toe/1000 inhab.

Electricity consumption per capita
3,255 kWh/inhab.

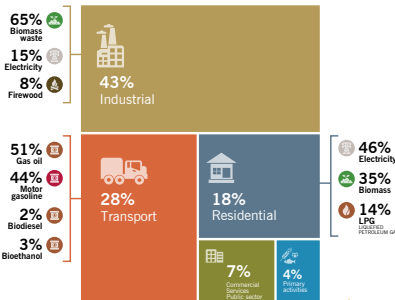
CO₂ emissions by GDP
128 t/millions US\$

Grid de emission factor
101 t CO₂/GWh

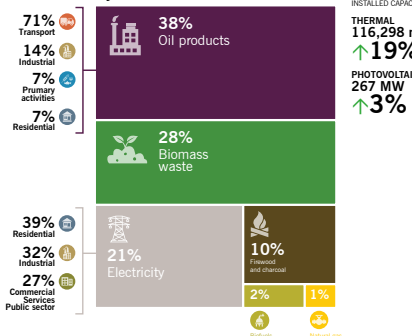


Final energy consumption 4,810ktoe

Final energy consumption by Sector



Final energy consumption by Source



Solar
 2021 vs. 2020
 INSTALLED CAPACITY

THERMAL
 116,298 m²
 ↑ 19%

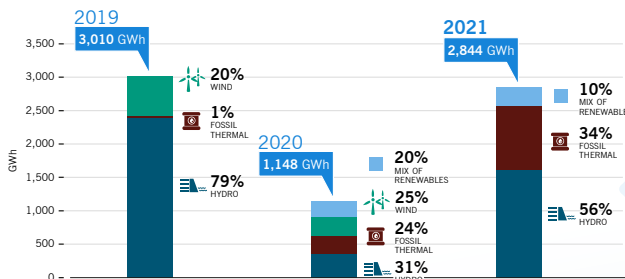
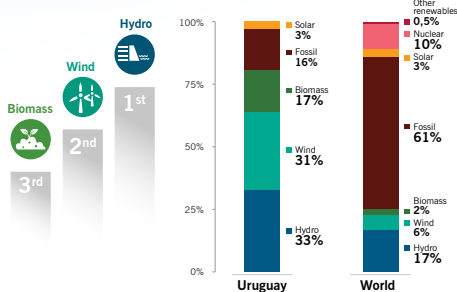
PHOTOVOLTAIC
 267 MW
 ↑ 3%

Electricity generation

(% share by source, 2021)

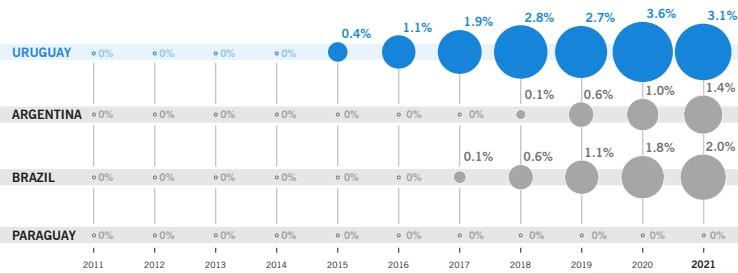


Uruguay
 TOTAL 2021
15,953 GWh

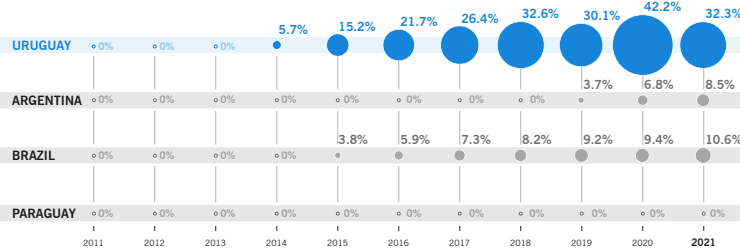


Exports of Electric Energy
2,844 GWh
 TOTAL 2021

Electricity generation in the region
 Source SOLAR (%)



Electricity generation in the region
 Source WIND (%)



World data from IEA (www.iea.org) and EMBER (www.ember-climate.org).